

2019 - 2020

5th LCA

Graphics & Construction Studies

Module: Woodcraft

Summer Assessment

Ms. R. Power



Complete All the Questions

11.15am - 1.00pm

(a) The image on the right shows a wooden armchair for indoor and outdoor use.

(1) Name a suitable hardwood that could be used to manufacture this chair.

Name: _____

(2) Give **TWO** reasons for your choice of wood.



Reason 1: _____

Reason 2: _____

(3) Why is it good design practice to leave spaces between the timber pieces, as highlighted, when manufacturing outdoor furniture?

(4) Name and sketch a suitable joint for connecting the rail to the leg of the chair as shown.

Name of joint: _____



(b) Shown is a bandsaw.

(1) Name and briefly explain the function of EACH labelled part.

	Name	Function
A		
B		
C		
D		
E		



(2) (i) Name the safety device shown below:



Name: _____

(ii) Describe how this safety device is used:

(c) Name the woodworking fittings shown below:



Name: _____



Name: _____



Name: _____



Name: _____

(d) Name the power tool shown.


Name: _____

List **THREE** specific safety precautions that should be observed when using this power tool.

1. _____
2. _____
3. _____



(e) (i) Name the woodworking tool shown below and state the function of the part labelled A.



Name: _____

Function of A: _____

(ii) In the space provided make a freehand pictorial sketch of the tool.



Complete the test on your own paper

When completed, photograph and return to

roisinpower@kwetb.ie

Best of Luck!

